



National Marine Manufacturers Association

nmma.org

ECONOMIC SIGNIFICANCE OF RECREATIONAL BOATING IN COLORADO



TOTAL ANNUAL ECONOMIC IMPACT OF RECREATIONAL BOATING:

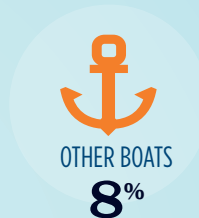
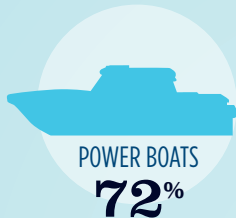
\$850.2 MILLION

Number of Recreational Boats*	95,092
Recreational Boating Industry Businesses	493
Total Jobs	6,743
Annual Recreational Boating-Related Spending	\$360.5 MILLION

RECREATIONAL BOATS IN COLORADO

TOTAL BOATS* **95,092**

REGISTERED BOATS	95,092
Power boats	68,816
PWCs	14,521
Sailboats	4,318
Other Boats	7,437
HOUSEHOLDS PER BOAT	21.0

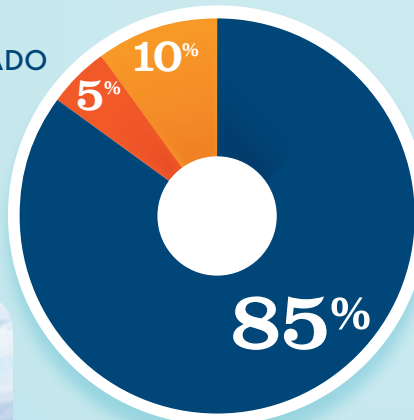


* Total boats are registered boats as reported by states to the USCG.

RECREATIONAL BOATING CREATES JOBS IN COLORADO

TOTAL BOATING JOBS **4,915**

Boat Building	5
Motor / Engine Mfg.	12
Accessory / Supplies Mfg.	476
Dealers / Wholesalers	244
Boat Services	4,178



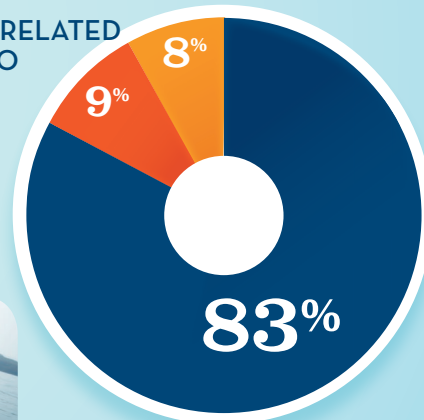
BOAT BUILDING[†] DLRS/WHOLESALERS
MOTOR/ENG. MFG.[‡] BOAT SERVICES
ACC./SUPPLIES MFG. † 0%



RECREATIONAL BOATING-RELATED BUSINESSES IN COLORADO

TOTAL BUSINESSES **493**

Boat Building	1
Motor / Engine Mfg.	2
Accessory / Supplies Mfg.	37
Dealers / Wholesalers	45
Boat Services	408



BOAT BUILDING[†] DLRS/WHOLESALERS
MOTOR/ENG. MFG.[‡] BOAT SERVICES
ACC./SUPPLIES MFG. † 0%

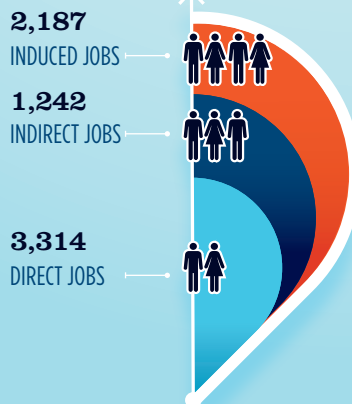


ESTIMATED JOBS IMPACT OF RECREATIONAL BOATING-RELATED SPENDING IN COLORADO

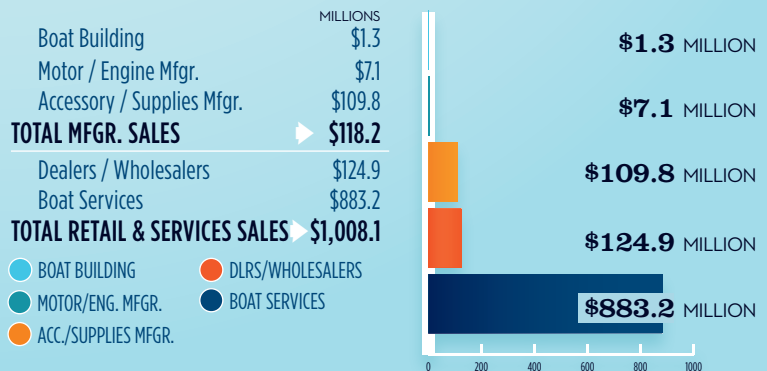
EST. TOTAL JOBS **6,743**

EST. TOTAL LABOR INCOME **\$278.0** MILLIONS

Est. Direct Income	\$113.0
Est. Indirect Income	\$69.3
Est. Induced Income	\$95.7



RECREATIONAL BOATING INDUSTRY SALES IN COLORADO



BOAT BUILDING DLRS/WHOLESALERS
MOTOR/ENG. MFG. BOAT SERVICES
ACC./SUPPLIES MFG.